

UPRIGHT TANK

HIGH- PERFORMANCE HEAT EXCHANGER UPRIGHT TANK

HRS 200

HRS 300

HRS 400

HRS 500

HRS 750

HRS 900

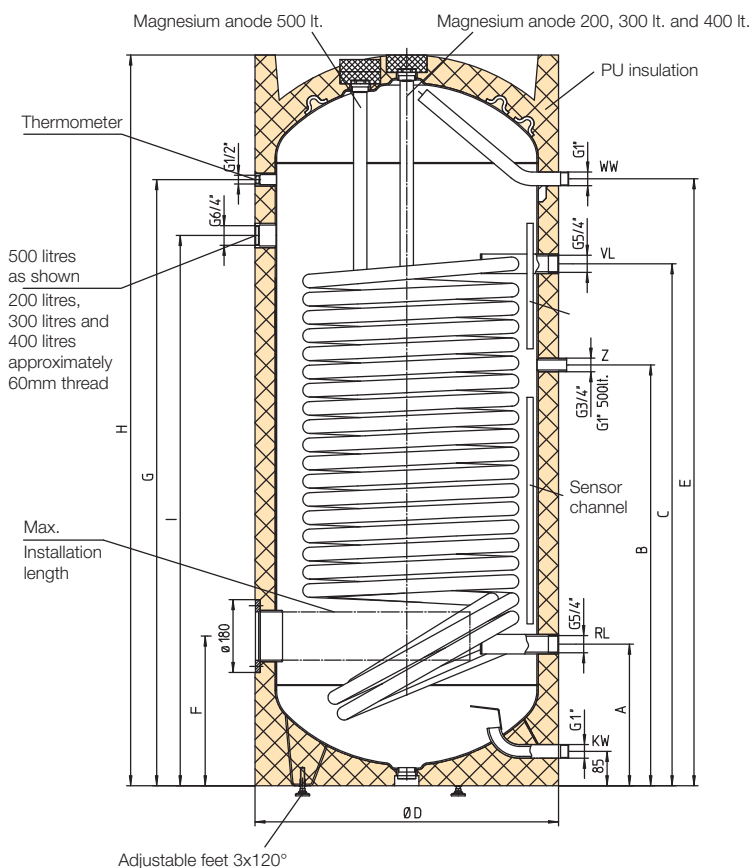


AE
Austria Email

HIGH-PERFORMANCE HEAT EXCHANGER UPRIGHT TANK - HRS 200, 300, 400, 500

This is Austria Email's answer to the growing demand for low return temperatures in the heating circuit: a cylinder with very large heating surfaces. With its double-coiled straight-tube heat exchanger providing an exceptionally high transfer performance, this water heater is the first choice for energy-conscious applications, such as zero-energy homes or heat pump systems.

HRS 200, 300, 400, 500



- Internal boiler enamelled according to DIN 4753 T3
- Operating pressure: max. 10 bar
- Operating temperature: max. 95 °C
- Straight-tube heat exchanger with very large heating surfaces
- Energy-saving 50 mm PU insulation
- Foil jacket packed separately (silver-grey)
- Circulation: 3/4" male thread for HRS 200-400, 1" male thread for HRS 500
- Variable sensor position (sensor channel)
- High-quality dial thermometer attached
- DIN 4753 T3-compliant magnesium sacrificial anode
- 6/4" sleeve for SH screw-in heater for electrical backup heating (sealed)
- Adjustable feet

ACCESSORIES:

- Mounted thermometer charge pump controller combination ATR
- Flange immersion heater, 180 mm
- 6/4" screw-in heater, "SH" series
- Impressed current anode (add-on kit)
- Finned tube heat exchanger
- For more information, please see our accessories brochure

Model	Dimensions in mm									Diagonal height in mm	Pipe array heating surface in m ²	Pipe array capacity in l	Weight in kg	Standby energy consumption in kWh/24h*	N ₁ number	ETF ¹⁾ in mm	ETE ²⁾ in mm
	H	Ø D	A	B	C	E	F	G	I								
HRS 200	1295	610	305	780	840	1057	305	1067	980	1450	2,5	16,2	115	1,8	6	375	520
HRS 300	1435	680	320	840	990	1160	345	1156	1050	1595	3,5	22,6	170	2,2	14	450	590
HRS 400	1800	680	320	1000	1260	1525	345	1521	1330	1930	5,0	32,2	212	2,5	21	450	590
HRS 500	1806	760	350	1040	1290	1500	370	1498	1360	1970	6,0	39,6	254	2,7	24	530	670

1) Installation depth of flange (for built-in heater of finned tube heat exchanger)

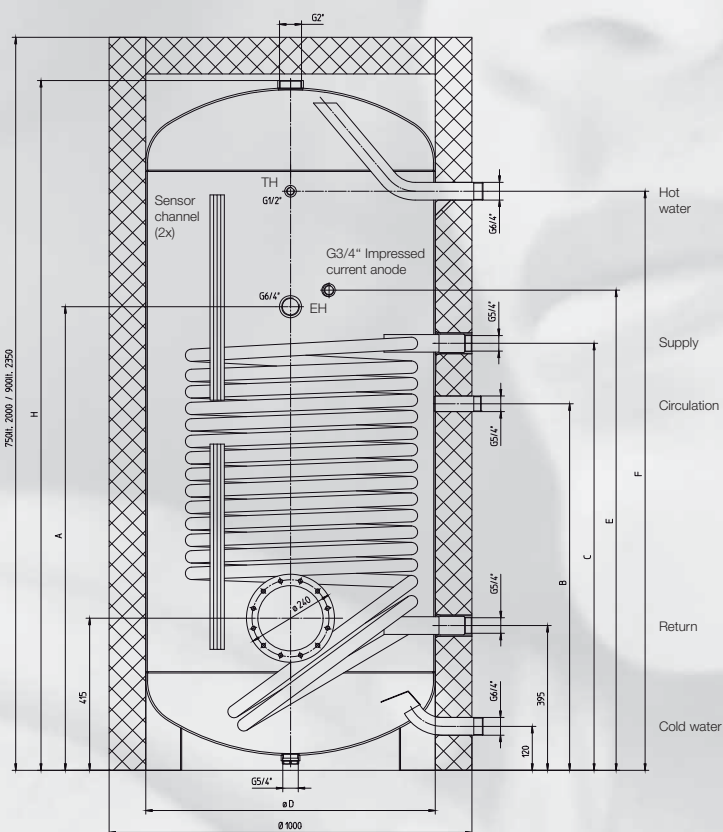
2) Installation depth of screw-in heater sleeve for SH heating

* According to EN 12897

Throughput performance in kW																		
Supply temperature		70°C	70°C	70°C	70°C	80°C	80°C	80°C	80°C	80°C	70°C	70°C	70°C	70°C	80°C	80°C	80°C	80°C
Hot water temperature		45°C	45°C	45°C	45°C	45°C	45°C	45°C	45°C	45°C	60°C	60°C	60°C	60°C	60°C	60°C	60°C	60°C
Cold water temperature		10°C	10°C	10°C	10°C	10°C	10°C	10°C	10°C	10°C	10°C	10°C	10°C	10°C	10°C	10°C	10°C	10°C
Heating circuit flow rate		500l/h	1000l/h	2000l/h	3000l/h	500l/h	1000l/h	2000l/h	3000l/h	500l/h	1000l/h	2000l/h	3000l/h	500l/h	1000l/h	2000l/h	3000l/h	500l/h
HRS 200	kW	19,7	30,2	40	45	24,8	37,8	50,4	56,8	16,2	24,4	32	36	22,2	33,7	45	50,9	
	l/h	486	744	985	1107	610	930	1239	1396	278	419	551	619	382	580	774	874	
HRS 300	kW	24,7	38,7	58	69,7	30,3	48,8	75	89,7	20,5	31,2	45	53	27,1	43	64	76,5	
	l/h	608	952	1427	1715	744	1199	1845	2207	353	537	775	913	466	740	1102	1316	
HRS 400	kW	27,8	46,8	72	88,5	33,8	57,6	94	115,5	24	38,5	57	69	30,9	52,4	82	100,2	
	l/h	684	1151	1771	2177	830	1417	2312	2841	413	663	982	1188	531	901	1412	1725	
HRS 500	kW	28,6	47,9	75	91,8	34,4	59	94	114,7	24,9	40	60	71,8	31,8	53,1	82	99,4	
	l/h	704	1178	1845	2258	846	1451	2312	2820	429	689	1033	1236	548	914	1412	1712	

HIGH-PERFORMANCE HEAT EXCHANGER UPRIGHT TANK - HRS 750, 900

HRS 750, 900



- Internal boiler enamelled according to DIN 4753 T3
- Operating pressure: max. 10 bar
- Operating temperature: max. 95 °C
- Straight-tube heat exchanger with very large heating surfaces
- With new, 100 mm ECO SKIN insulation
- Circulation: 5/4"
- Variable sensor position (sensor channel)
- High-quality dial thermometer attached
- With built-in impressed current anode
- 6/4" sleeve for SH screw-in heater for electrical backup heating (sealed)

ACCESSORIES:

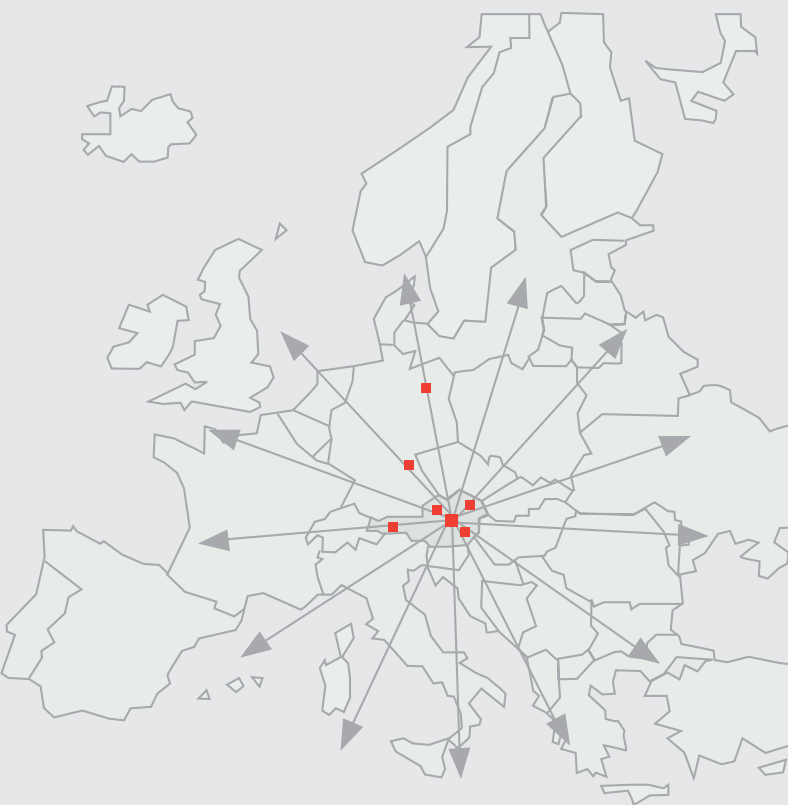
- Mounted thermometer charge pump controller combination ATR
- Flange immersion heater, 240 mm
- 6/4" screw-in heater, "SH" series
- Impressed current anode (add-on kit)
- Finned tube heat exchanger
- For more information, please see our accessories brochure

Modello	Dimension in mm								Dia-gonal height in mm	Pipe array heating surface in m ²	Pipe array capacity in l	Weight in kg	Standby energy consumption in kWh/24h*	N _L number	ETF ¹⁾ in mm	ETE ²⁾ in mm
	H	H with insulation	ø D	A	B	C	E	F								
HRS 750	1882	2000	790	1265	1000	1165	1310	1580	1960	6,0	39,6	317	2,7	34	850	850
HRS 900	2228	2350	790	1445	1180	1345	1490	1920	2300	7,5	49,7	374	3,0	42	850	850

1) Installation depth of flange (for built-in heater of finned tube heat exchanger)
 2) Installation depth of screw-in heater sleeve for SH heating

* According to EN 12897

		Throughput performance in kW															
Supply temperature		70°C	70°C	70°C	70°C	80°C	80°C	80°C	80°C	70°C	70°C	70°C	70°C	80°C	80°C	80°C	80°C
Hot water temperature		45°C	45°C	45°C	45°C	45°C	45°C	45°C	45°C	60°C	60°C	60°C	60°C	60°C	60°C	60°C	60°C
Cold water temperature		10°C	10°C	10°C	10°C	10°C	10°C	10°C	10°C	10°C	10°C	10°C	10°C	10°C	10°C	10°C	10°C
Heating circuit flow rate		500l/h	1000l/h	2000l/h	3000l/h	500l/h	1000l/h	2000l/h	3000l/h	500l/h	1000l/h	2000l/h	3000l/h	500l/h	1000l/h	2000l/h	3000l/h
HRS 750	kW	28,5	46,8	71,3	87,4	35	59,1	92,1	114	22,6	34,4	49,7	59,4	29	48,4	72,1	87,4
	l/h	700	1149	1752	2147	860	1452	2262	2801	390	591	855	1021	500	832	1240	1503
HRS 900	kW	30,5	54,5	84,9	103,4	36,9	66,3	104,7	128,5	27	46,7	70,5	84,8	34,6	61,2	95,1	116,1
	l/h	765	1347	2097	2555	912	1639	2588	3174	468	811	1223	1471	601	1061	1650	2014



WE MANUFACTURE
IN AUSTRIA AND
DELIVER TO EUROPE

Head office and factory: Austria Email AG
A-8720 Knittelfeld, Austriastrasse 6
Phone (03512) 700-0, Fax (03512) 700-239
Internet: www.austria-email.at
E-mail: office@austria-email.at

Customer Service: Phone (03512) 700-297
E-mail: kundendienst@austria-email.at

Sales offices:

Vienna, Lower Austria, Burgenland
A-1230 Wien, Zetschegasse 17
Phone (01) 6150727, Fax (01) 6150727-260
E-mail: tvondal@austria-email.at

Styria, Carinthia, East Tyrol
A-8054 Graz, Dr. Heschl-Weg 6
Phone (0316) 271869, Fax (0316) 273126
E-mail: gbretterklieber@austria-email.at

Upper Austria, Salzburg
A-4600 Wels, Gärtnerstrasse 17
Phone (07242) 45071, Fax (07242) 43650
E-mail: akweton@austria-email.at

Tyrol, Vorarlberg
A-6020 Innsbruck, Etrichgasse 24
Phone (0512) 347951, Fax (0512) 393353
E-mail: hruapp@austria-email.at

Sales offices Germany:

Germany North/East
D-14770 Brandenburg, Beetzseeufer 3
Phone 0049/(0)3381 / 766-0
Fax 0049/(0)3381 / 766-244
E-mail: sgobi@austria-email.at

Germany South
D-92637 Weiden/Opf., Parksteiner Strasse 49
Phone 0049/(0)961 / 63 490-0
Fax 0049/(0)961 / 63 490-30
E-mail: ahirmer@austria-email.at

