

# VALLOX 125 MV

---

A novel solution for the energy refurbishment of ventilation systems

Vallox 125 MV  
replaces dozens of old  
ventilation unit models



**VALLOX**  
HOME *of* FRESH AIR

# AN ENERGY-EFFICIENT AND MODERN REFURBISHMENT SOLUTION

# MyVALLOX

## 125 MV

*The Vallox 125 MV ventilation unit will revolutionise ventilation refurbishment. Its different models can quickly and easily replace dozens of old ventilation unit models to achieve energy-efficient ventilation with modern features.*

The new Vallox 125 MV ventilation unit is available in several models, with the duct outlet being the only difference between the models.

The duct outlets of the Vallox 125 MV models are in the same places as in old ventilation unit models, or they require only minor changes in the duct. This means easier and faster ventilation refurbishment, which also saves money.

For instance, the new Vallox 125 MV ventilation unit can replace MUH Ilmava, Vallox Digit SE, Ilto 440 and dozens of other old ventilation units.

The letter in the name of the unit indicates the model, that is, the order and locations of the duct outlets. See the tables on pages 4-6 to find a suitable model to replace the old unit. For instance, the duct outlets of model 125A are

similar to those of the MUH Ilmava 100, MUH Ilmava 120 and Vallox 121 SE/MC units. Therefore, they can be replaced with Vallox 125A MV without any changes to the ducts.

The duct outlet part (roof part) of each model is attached to the unit on the factory production line, after which the necessary operation and leak tests are performed. This ensures the operation and energy-efficiency of the unit.




 EFFICIENT FILTERING	 ENERGY-EFFICIENT	 NO DRAUGHT OR SMELLS	 WORKS IN ANY WEATHER	 LITTLE NEED FOR POST-HEATING	 CONVENIENT AND EASY	 QUIET AND AIRTIGHT
--	---	---	---	--	--	---

When the duct outlets of the new ventilation unit match the old duct outlets, it is easy to replace the old unit with a new one and achieve energy-efficient ventilation with modern features.

The following are examples of ventilation units that can be replaced with the Vallox 125 MV unit without any changes to the ducts:

Vallox MUH Ilmava, Vallox Digit, Vallox 75, Vallox 95 and Vallox 121 models and, for instance, Ilto 440 and Onnline 130 units made by other manufactures.

Read more and watch a video about the installation of the Vallox 125 MV.



## An energy-efficient unit with modern features

A modern ventilation system measures the air quality automatically, continuously supplying clean, filtered and suitably warm air inside the house – as needed. The features of Vallox 125 MV perfectly meet these current requirements for operation and energy-efficiency.

With the current EC motors, the electricity consumption of the energy-efficient Vallox 125 MV fans is very low. The advanced defrosting automation ensures that Vallox 125 MV will not stop the supply air fan even in the coldest weather.

The unit has a wide variety of control options, such as remote control with free cloud service and the option of connecting the unit to house automation. Indoor air quality is monitored by the integrated humidity and carbon dioxide sensors that boost the ventilation

when necessary. This also helps to keep energy consumption under control.

The heat recovery efficiency of the unit's cross-counter flow cell is excellent, up to almost 80%. This figure indicates how efficiently the heat recovered from extract air can heat the supply air. Thanks to the efficient heat recovery, the energy consumption of ventilation is low even at the higher powers, and separate preheating is no longer needed.

## Filters ensure the freshness of the indoor air

The new, larger high-quality filters ensure a high filtering efficiency, keeping the indoor air clean of the impurities of outdoor air for a long time. The recommended filter replacement interval is twice a year, but at least once a year.

Original Vallox filters ensure efficient ventilation as their

filtering class, dimensions and flow resistance are perfect for the unit. The original Vallox are sold in packages and one replacement filter package (No. 35) contains all the filters needed for one replacement.

## Ceiling mounting plate for easier installation

Optional ceiling mounting plates and insulated attic floor penetration plates are available for the Vallox 125 MV unit (excluding model B).

If the locations of ducts are even slightly misaligned with the duct outlets of the new unit, the ceiling mounting plate helps to place the ducts exactly in the right places before installing the unit. If the ceiling mounting plate can be suspended from the ceiling structures, it is easy to mount the heavy unit on the ceiling mounting plate that is in place.



## The delivery of Vallox 125 MV includes (in Finland):

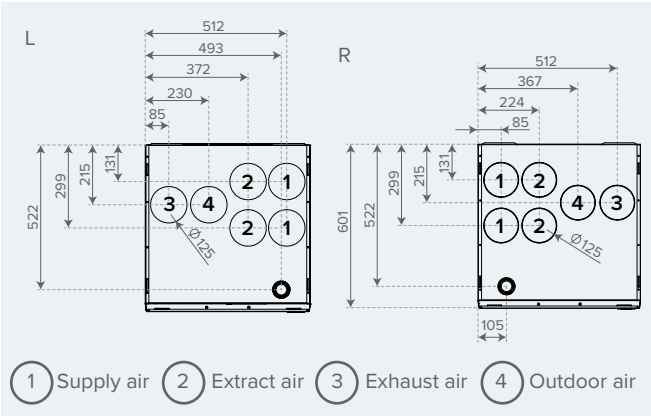
- wall mounted controller
- wall mounting plate
- condensing water seal



## Other market areas:

Check the accessories included in the delivery with the importer.

### Vallox 125A MV | Dimensions and duct outlets



Vallox 125A MV model replaces the following ventilation unit models:

#### Duct outlets in the same places

Type code	Type code
MUH Ilmava	3461, 3462, 3463
MUH Ilmava OK	3462, 3463, 3464, B3462, B3463, B3464
MUH Ilmava VKL	3463
MUH Ilmava VKL OK	3464
MUH Ilmava 100	3461, 3462, 3463, B3461, B3462, B3463, B3464
MUH Ilmava 100 OK	3462, B3462, B3463, B3464
MUH Ilmava 100 VKL	3463, B3463
MUH Ilmava 100 VKL OK	3464, B3464
MUH Ilmava 120	3461, 3462, 3463, B3461, B3462, B3463, B3464
MUH Ilmava 120 VKL	3463, B3463
Vallox 121 MC	3561
Vallox 121 SE	3560, A3560

#### Minor changes in duct outlets

Onnline 100 *
Onnline 120 *
Deekax Talteri DIVK 290 Asennussarja 2 *
Deekax Talteri DIVK 290 DEM Asennussarja 2 *
Ilto 300 *
Ilto 350 *
Ilto 400 *
Haato LTO 11 *
Haato LTO 21 *
Haato LTO 25 *

\* Moves a few millimetres.

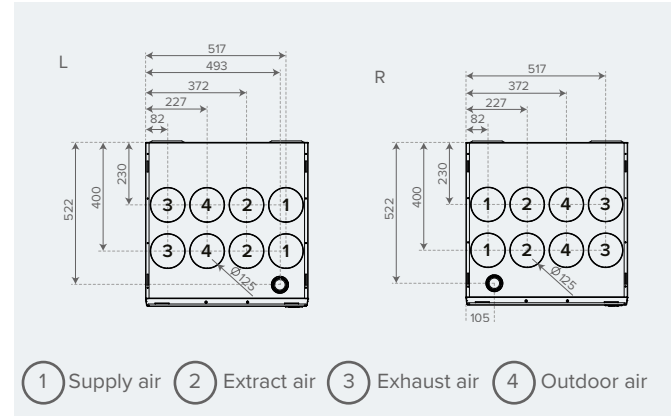
#### More significant changes in duct outlets

Deekax Talteri DIVK 280 (vm 1994-2002) **
Deekax Talteri DIVK 290 Asennussarja 1 **
Deekax Talteri DIVK 290 DEM Asennussarja 1 **
Deekax Talteri DIVK 400 **
Parmair ExSO ***
Parmair ExVO ***
Parmair ExS kt ***
Parmair ExV kt ***

\*\* The place of the extract air duct moves about 80 mm.

\*\*\* Only the rearmost supply air duct will be used.

### Vallox 125B MV | Dimensions and duct outlets

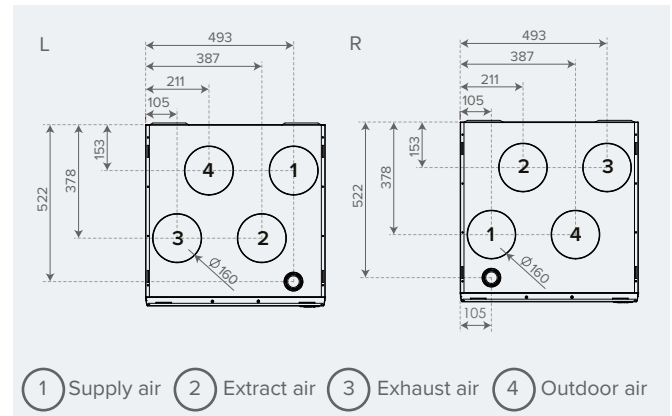


Vallox 125B MV model replaces the following ventilation unit models:

#### Duct outlets in the same places

Type code	Type code
Ilmava Digit	3465
Ilmava Digit VKL	3465
Ilmava Digit S	3465 S
Ilmava Digit S VKL	3465 S
Ilmava 130	3465
Ilmava 130 VKL	3465

### Vallox 125C MV | Dimensions and duct outlets



Vallox 125C MV model replaces the following ventilation unit models:

#### Duct outlets in the same places

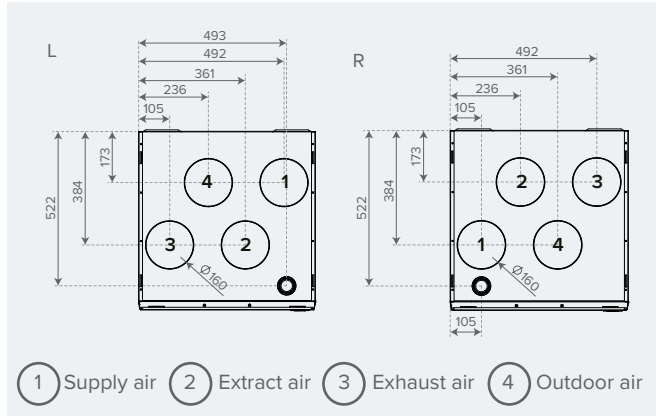
Type code	Type code
Vallox Digit SE	3500 SE, A3500 SE, B3500 SE
Vallox 130 E	3500 E
Uponor Vent SE	3500 SE, A3500 SE, B3500 SE

#### Minor changes in duct outlets

Mer-Air 21C *
---------------

\* Moves a few millimetres.

### Vallox 125D MV | Dimensions and duct outlets



Vallox 125D MV model replaces the following ventilation unit models:

#### Duct outlets in the same places

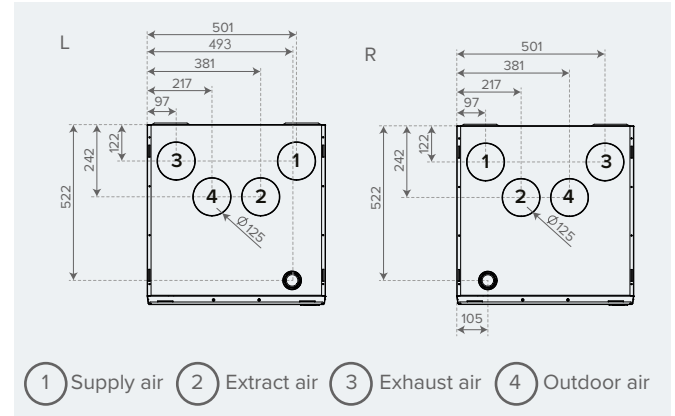
	Type code
Vallox Digit2 SE	3550 SE, A3550 SE
Vallox Digit2 SE VKL	3550 SE, A3550 SE
Vallox Digit2 SE MLV	3550 SE, A3550 SE
Vallox Digit2 SE MLV VKL	3550 SE, A3550 SE
Vallox 132 E	3550 E, A3550 E
Vallox 132 E VKL	3550 E, A3550 E

#### Minor changes in duct outlets

- Deekax Talteri DIVK 430 \*
- Deekax Talteri DIVK 435 \*
- Deekax Talteri DIVK 440 \*

\* Moves a few millimetres.

### Vallox 125E MV | Dimensions and duct outlets



Vallox 125E MV model replaces the following ventilation unit models:

#### Duct outlets in the same places

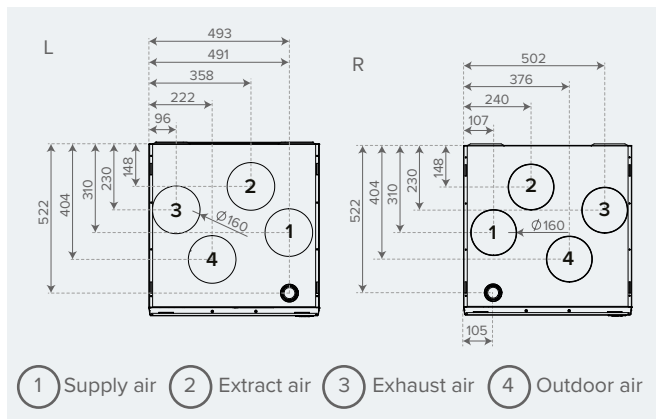
	Type code
Vallox 75	3510
Vallox 75 Silent	3510
Vallox 95	3510
Vallox 95 Silent	3510
Vallox 95 EC	3512
Vallox 95 EC VKL	3512

#### Minor changes in duct outlets

- Online 105 \*

\* Moves a few millimetres.

### Vallox 125F MV | Dimensions and duct outlets

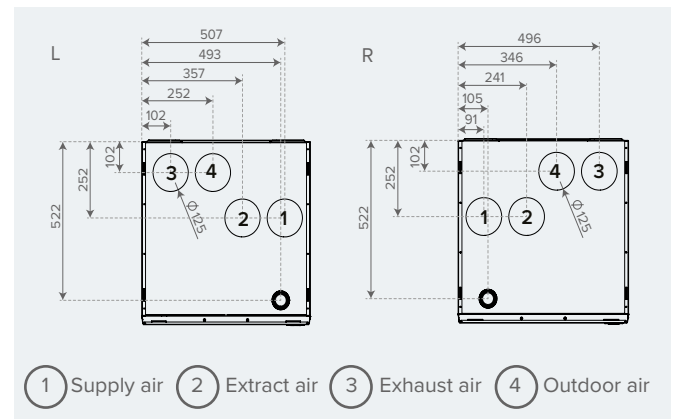


Vallox 125F MV model replaces the following ventilation unit models:

#### Duct outlets in the same places

Ilto 430
Ilto 440 Control
Ilto 440 Premium
Online 130

### Vallox 125G MV | Dimensions and duct outlets



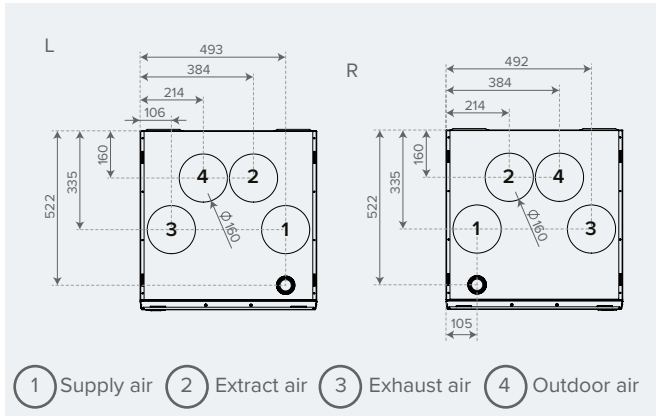
Vallox 125G MV model replaces the following ventilation unit models:

#### Duct outlets in the same places

Ilto 250
Ilto 270
Ilto 280
Ilto 290

Which model is suitable to replace the old ventilation unit?

## Vallox 125H MV | Dimensions and duct outlets

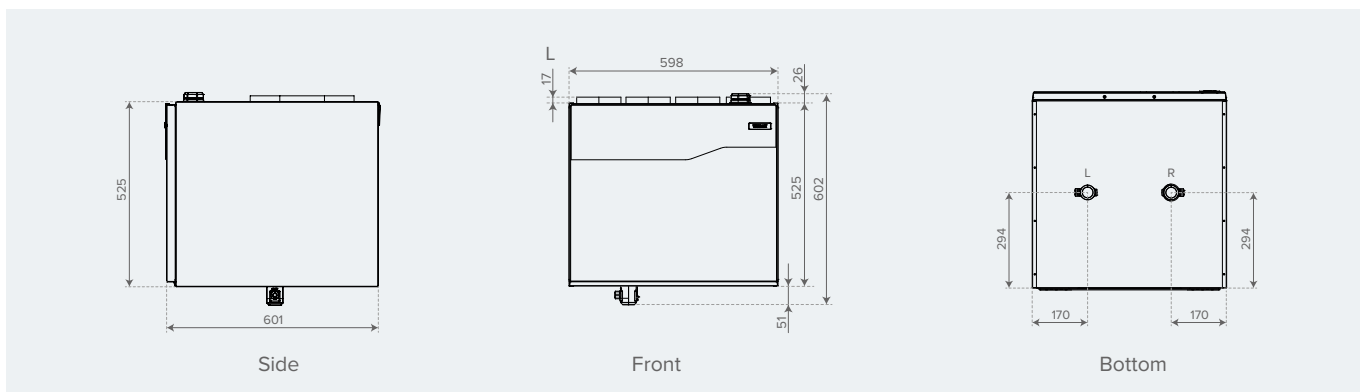


Vallox 125H MV model replaces the following ventilation unit models:

Duct outlets in the same places

Iloxair Mosaik (4 x 160 mm duct outlets)

## Vallox 125 MV | The dimensions of the frame are similar in all models



### TECHNICAL SPECIFICATIONS

<b>Product title</b>	Vallox 125 MV R Vallox 125 MV L	<b>Indicative maximum floor area of the apartment**</b>	180 m <sup>2</sup>
<b>Air volumes</b> Supply air Extract air	111 dm <sup>3</sup> /s, 100 Pa 127 dm <sup>3</sup> /s, 100 Pa	<b>Fans</b> Supply air Extract air	0.165 kW 1.35 A EC 0.165 kW 1.35 A EC
<b>Post-heating</b>	Electrical resistor, 900 W	<b>Electrical connection</b>	230 V, 50 Hz 9.3 A power plug
<b>Pre-heating</b>	–	<b>Enclosure protection class</b>	IP 34
<b>Additional heating</b>	Electrical resistor, 900 W	<b>Heat recovery bypass</b>	Automatic
<b>Filters</b> Supply air Extract air	ISO Coarse > 75% + ISO ePM <sub>1</sub> ≥ 50% ISO Coarse > 75%		
<b>Specific energy consumption (SEC)</b> in a cold climate in a temperate climate	A+ A	<b>Operating efficiencies*</b> Annual efficiency Supply air efficiency Specific Fan Power (SFP)	75% 76% 1.52 kW/m <sup>3</sup> /s (77 dm <sup>3</sup> /s)
<b>Dimensions (w x h x d)</b>	598 x 525 x 601 mm	<b>Weight</b>	66 kg

\*Working point defined in the Ecodesign Directive (2009/125/EC), Southern Finland, Helsinki-Vantaa TRY year 2020.

\*\*The area provided is indicative. The dimensioning must be based on a ventilation plan designed by an experienced professional.

# Points to consider when choosing the right Vallox 125 MV model and planning a ventilation refurbishment

## Ensure adequate air volumes

You may use the air volumes of the old unit as a starting point, but you should also check a few things:

- Were the air volumes of the old unit correctly designed? For instance, in the 1980s, the unit and/or ducts could be undersized, particularly with respect to today's needs.
- Have extensions been built to the house or have wet rooms been added, so that the air volumes of the old unit are no longer adequate?
- Keep in mind that if only the ventilation unit is replaced, there is no obligation to fulfil the current air volume guidelines. If work subject to a building licence is carried out in connection with the refurbishment, it is possible that the ventilation system must also meet the current requirements.
- To determine the suitable air volumes, it is advisable to use the services of a ventilation professional. Remember that a professional must readjust the air volumes also after the replacement of the ventilation unit.

## If necessary, improve the insulation and soundproofing of the ducts

Even if the duct outlets matched the duct outlets of the new unit perfectly, it is advisable to also check the condition of the insulation of the duct when replacing the unit:

- Remember that the exhaust air duct must have condensate insulation for the entire length inside the vapour barrier.
- If the exhaust air duct is difficult to insulate, a wall-mounted air blow-out is worth considering.

When replacing a ventilation unit, consider whether you need better sound-dampening:

- If the sound from the valves is disturbing, replacing the unit will not solve the problem. Instead, silencers should be installed in the ducts.
- With respect to sounds in the installation space, Vallox 125 MV is quieter than many older units.

## Check the duct outlets and the dimensions of the frame of the unit

- Check the handedness of the unit, the number of duct outlets as well as the diameter and locations of the ducts in the unit's duct outlet or ceiling part.
- The external dimensions of the new unit may differ from those of the old one. Ensure that there is enough room for installation!
- Check whether the vertical space allows the use of a ceiling mounting plate that makes the installation easier.

## Also take other differences into account

- The Vallox 125 MV unit has no water circulation post-heating radiator, as modern heat recovery cells heat the supply air efficiently enough, so that post-heating is not needed except during the coldest hours of the year.
- The Vallox 125 MV unit does not have a pre-heating/cooling radiator to be connected to the geothermal heat collection circuit (cf. Digit 2 MLV), but it can be used to control a separate Vallox MLV duct radiator.
- If a so-called circulating air duct has been connected to an old ventilation unit (from above the fireplace, for instance), it must be plugged or connected to the supply air duct.
- In some market areas, the MyVallox Touch controller is included in the delivery. It can also be purchased as an accessory. A NOMAK cable is needed between the controller and the ventilation unit.
- The Vallox 125 MV unit can also be controlled with a cooker hood (Vallox X-Line PTXP MC, Vallox X-Line PTXPA MC or Vallox Delico PTD EC), in which case air exits the cooker hood through the ventilation unit. In connection with the replacement of the ventilation unit, it is also possible to install a separate cooker hood that will remove cooking smells more efficiently directly out of the house. In this case, a general extraction valve must be installed in the kitchen.

## ONE UNIT, SEVERAL MODELS


- The new Vallox 125 MV ventilation unit comes in several models, with the duct outlet being the only difference between the models.
- It fits directly in place of the old unit or requires only minor changes in the duct.
- More than 50 old ventilation unit models can be replaced with Vallox 125 MV models.

## MODERN FEATURES

- Includes all the modern features of MyVallox ventilation units:
  - Integrated carbon dioxide and humidity sensors enable automated ventilation according to the need. Optional room-specific humidity, carbon dioxide and VOC sensors.
  - Control with a touch screen control panel, Vallox cooker hood (PTXP MC, PTCPA MC and PTD EC) or via the free MyVallox Cloud service.
  - The unit can also be connected to house automation.

# MyVALLOX

## 125 MV



## EFFICIENT HEAT RECOVERY

- Efficient heat recovery with a partial bypass enables energy-efficient ventilation.
- Efficiency is up to almost 80%.

## ENERGY-SAVING EC FANS

- Similar to all MyVallox units, the Vallox 125 MV units have energy-saving DC fans.
- The supply air fan will not stop during the defrosting cycle of the unit.

## CEILING MOUNTING PLATE MAKES INSTALLATION EASIER

- An optional ceiling mounting plate makes installation easier (excluding model B).

## TECHNICAL SUPPORT FOR PROFESSIONALS

- The Vallox technical support team will assist professionals in questions related to ventilation design and the installation, setup and warranty servicing of the unit.
- The up-to-date unit and calculation information required for ventilation design can be found in the Vallox MySelecta product selection software.

## MADE IN FINLAND

- Designed and manufactured in Loimaa, Finland, with over 50 years of experience.



# VALLOX

[www.vallox.com](http://www.vallox.com)

Vallox Oy | Myllykyläntie 9-11 | 32200 LOIMAA | FINLAND